

Sapa Mentari

Sajian Pagi Menu Trading dari BRI Danareksa Sekuritas



Disclaimer

The information contained in this report has been taken from sources which we deem reliable. However, none of BRI Danareksa Sekuritas and/or its affiliated companies and/or their respective employees and/or agents makes any representation or warranty (express or implied) or accepts any responsibility or liability as to, or in relation to, the accuracy or completeness of the information and opinions contained in this report or as to any information contained in this report or any other such information or opinions remaining unchanged after the issue thereof.

We expressly disclaim any responsibility or liability (express or implied) of BRI Danareksa Sekuritas, its affiliated companies and their respective employees and agents whatsoever and howsoever arising (including, without limitation for any claims, proceedings, action, suits, losses, expenses, damages or costs) which may be brought against or suffered by any person as a result of acting in reliance upon the whole or any part of the contents of this report and neither BRI Danareksa Sekuritas, its affiliated companies or their respective employees or agents accepts liability for any errors, omissions or misstatements, negligent or otherwise, in the report and any liability in respect of the report or any inaccuracy therein or omission there from which might otherwise arise is hereby expressly disclaimed.

The information contained in this report is not to be taken as any recommendation made by BRI Danareksa Sekuritas or any other person to enter into any agreement with regard to any investment mentioned in this document. This report is prepared for general circulation. It does not have regard to the specific person who may receive this report. In considering any investments you should make your own independent assessment and seek your own professional financial and legal advice.



LANGKAH MUDAH

Buka Rekening Efek Melalui Eform

Yuk Follow Official Account Telegram BRIDS!

- ✓ Ketik <https://bit.ly/EformBRIDS> di browser Anda.
- ✓ Lakukan registrasi
- ✓ Lakukan login ulang
- ✓ Lengkapi data diri
- ✓ Upload dokumen yang dipersyaratkan
- ✓ Tunggu email konfirmasi
- ✓ Selamat! Anda dapat langsung bertransaksi



Reach Us on



Telegram!

BRI Danareksa Sekuritas (BRIDS) Official

<https://t.me/BRIDSofficialchannel>

KEY INDEX PERFORMANCE

	Price	1D	1W	1M	YTD
IDX	6,651.21	0.53%	-0.28%	0.27%	11.24%
LQ45	948.11	0.63%	-0.47%	-2.48%	1.41%
Global					
Dow Jones	36,142.22	0.15%	-0.49%	2.40%	18.09%
S&P 500	4,700.90	0.39%	0.33%	5.13%	25.15%
NASDAQ	15,973.9	0.76%	0.55%	7.23%	23.94%
EIDO, VIX & DXI					
EIDO	23.58	-0.21%	-1.05%	-4.50%	0.68%
VIX	16.37	-0.73%	-7.93%	0.43%	-28.04%
DXI	95.922	0.54%	2.09%	2.11%	6.71%
Asean & Regional					
Thailand (SET)	1,644.01	0.32%	0.76%	0.35%	13.43%
Philippines (PSI)	7,367.42	0.34%	-1.00%	2.13%	3.19%
Malaysia (KLCI)	1,522.89	0.04%	-0.07%	-4.72%	-6.41%
Vietnam (VN)	1,466.45	-0.69%	0.34%	5.30%	32.85%
China (SSEC)	3,521.79	-0.33%	0.42%	-1.42%	1.40%
Hong Kong (HSI)	25,713.78	1.27%	3.63%	1.51%	-5.57%
Singapore (STI)	3240	-0.02%	0.09%	-0.30%	-19.63%
Japan (N225)	29,808.12	0.11%	1.78%	2.54%	8.61%
Korea (KS11)	2,997.21	-0.08%	1.17%	-0.59%	4.31%
Taiwan (TWII)	17,693.13	0.33%	0.87%	5.43%	20.10%
India (NSE)	17,999.20	-0.61%	-0.25%	-1.85%	28.73%

CURRENCY AND BOND YIELD

	Rate	1D	1W	1M	YTD
USD/IDR	14,221.5	0.08%	-0.13%	1.08%	1.22%
USD/JPY	114.81	0.61%	1.75%	0.54%	11.22%
EUR/USD	1.1322	-0.40%	-2.33%	-2.41%	-7.30%
GBP/USD	1.3428	0.07%	-0.94%	-2.35%	-1.81%
Indonesia 10-Year (%)	6.260	1.17%	1.54%	-0.14%	5.35%
United States 10-Year (%)	1.640	1.38%	13.94%	3.18%	78.94%

HARD & SOFT COMMODITY

	Price	1D	1W	1M	YTD
Nickel	19,417.50	-0.90%	0.09%	-3.01%	16.88%
Coal	151.25	3.77%	-4.99	-35.8	90.13%
Gold	1,852.05	-0.78%	1.16%	4.74%	-2.82%
Silver	24.880	-0.90%	2.31%	6.38%	-6.43%
Copper	4.3450	-1.25%	-0.64%	-8.13%	23.19%
Tin	37,710.00	0.56%	0.81%	1.37%	85.54%
Soy Bean	1,252.38	-0.29%	4.41%	2.84%	-4.78%
Soy Oil	59.13	1.60%	1.13%	-3.52%	36.46%
Wheat	217.15	-0.57%	2.55%	4.15%	9.40%
Sugar	524.20	-0.57%	1.89%	0.81%	24.54%
Pulp	4,906.0	-0.20%	-3.01%	-7.71%	-17.18%
Rubber	174.70	0.58%	3.37%	0.17%	16.23%
Corn	570.40	-0.80%	2.82%	8.49%	17.85%
Palm Oil	4788	-3.58%	2.47%	4.46%	38.52%
Oil (Brent)	82.28	0.28%	-2.95%	-3.04%	58.84%
Oil (WTI)	79.70	-1.46%	-5.29%	-3.14%	64.26%

Source : investing.com, Barchart



FOKUS HARI INI

*Rekomendasi kami pada halaman ini menggunakan proyeksi 1 tahun buku, kecuali ada update perkembangan selanjutnya.

▶ Charoen Phokpand (CPIN, BUY TP 6900) : Negative Profits on Margin Compression

CPIN membukukan kerugian untuk pertama kalinya sebesar IDR157bn pada 3Q21 yang disebabkan oleh rendahnya *margin* penjualan *broiler*, meskipun *margin* pakan ternak masih dapat terjaga. Kami berharap kinerja pada 4Q21 akan kembali positif dengan turunnya harga jagung sekaligus naiknya harga *broiler*.

Full Report : [Klik disini](#)

▶ PT Timah (TINS, HOLD TP 1800) : Benefitting From Strong Tin Price

TINS membukukan laba bersih sebesar IDR342bn (+31.7% QoQ, +153.4% YoY) berkat penguatan harga timah. Secara akumulasi 9M21, TINS melaporkan laba bersih senilai IDR612bn yang disebabkan oleh lonjakan ASP dan penurunan biaya bunga (-48.1% YoY). Untuk FY21, TINS menargetkan produksi *refined tins* dapat mencapai 25,000ton.

Full Report : [Klik disini](#)

▶ Elang Mahkota Teknologi (EMTK, BUY TP 2750) : Yet to Deliver Strength

EMTK mencatatkan laba bersih pada 9M21 sebesar IDR217.1bn (-54.4% YoY), disebabkan oleh kerugian dari *associates* yang lebih besar dari perkiraan sekaligus laba dari investasi yang lebih rendah dari perkiraan. Sementara pendapatan dibukukan senilai IDR9.6tn (+13.7% YoY) seiring dengan proyeksi kami dan konsensus.

Full Report : [Klik disini](#)

▶ Mitra Adi Perkasa (MAPI, BUY TP 875) : Dip Before Sustainable Bounce

Kinerja MAPI pada 9M21 anjlok dengan membukukan rugi IDR31.1bn yang disebabkan rugi sebesar IDR320.1bn pada 3Q21. Sementara pendapatan pada 9M21 masih tercatat bertumbuh, menjadi IDR12.1tn (+18.8% YoY) ditengah penutupan beberapa toko. Disaat bersamaan SSSG dilaporkan stabil di *level* 9%. Untuk kinerja 4Q21, kami berharap laba bersih dapat mendekati IDR300bn seiring dengan upaya vaksinasi yang telah mencapai 47% dari total populasi masyarakat.

Full Report : [Klik disini](#)

▶ Indotambang Raya (ITMG, BUY TP 28000) : Expect Solid Earnings in 4Q21

Kami memperkirakan ITMG dapat membukukan penguatan laba bersih pada 4Q21 seiring dengan ekspektasi kenaikan produksi dan harga batubara yang diharapkan dapat mempengaruhi ASP pada kuartal ini. ITMG berekspektasi harga batubara akan stabil diatas USD100/ton pada FY22 dengan target produksi yang tidak jauh dari capaian FY21.

Full Report : [Klik disini](#)



Trading Ideas

oleh Hadyatma Dahna Marta – Technical Analyst BRIDS

Composite Daily



S2	S1	R1	R2
6524	6628	6694	6799

Last Price: 6651

- IHSG diprediksi bergerak mixed cenderung menguat terbatas
- Indikator MACD negatif menguat
- Indikator Stochastic netral konsolidasi
- Indikator RSI netral konsolidasi

PTBA – Buy On Weakness



TP1	TP2	SL1	SL2
2550	2690	2500	2460

Last Price: 2510

Trading Range : 2460 - 2690

- Volume transaksi meningkat dibawah rata-rata
- Indikator MACD negatif menguat
- Indikator Stochastic oversold konsolidasi
- Indikator RSI oversold konsolidasi

AKRA – Buy On Break



TP1	TP2	SL1	SL2
4420	4460	4380	4340

Last Price : 4400

Trading Range : 4340 - 4460

- Volume transaksi meningkat diatas rata-rata
- Indikator MACD negative golden cross
- Indikator Stochastic netral menguat menuju area overbought
- Indikator RSI netral menguat menuju area overbought

ESSA – Trading Buy



TP1	TP2	SL1	SL2
346	352	326	312

Last Price : 338

Trading Range : 312 - 352

- Indikator volume transaksi stabil meningkat dibawah rata-rata
- Indikator MACD negatif golden cross
- Indikator Stochastic netral menguat menuju area overbought
- Indikator RSI netral menguat

LSIP – Sell



TP1	TP2	SL1	SL2
1345	1320	1390	1405

Last Price: 1370

Trading Range : 1320 - 1405

- Volume transaksi stabil dibawah rata-rata
- Indikator MACD negatif melemah
- Indikator Stochastic menguat menuju netral
- Indikator RSI netral menguat

IMJS - Sell



TP1	TP2	SL1	SL2
466	460	488	506

Last Price : 474

Trading Range : 406 - 506

- Volume transaksi melemah
- Indikator MACD positif melemah
- Indikator Stochastic netral melemah
- Indikator RSI netral melemah

STOCK PICK

TREND TRADE						
Code	Action	Call Price	Last Price	Target Price	Stop Loss	Remarks
TKIM	BUY	8.150	8.325	9.100	7.800	Rebound From Lower Day 9
INKP	BUY	8.650	8.575	10.000	7.775	Uptrend Channel Day 6
ICBP	BUY	8.950	8.825	9.800	8.700	Rebound From Lower Day 3
BRMS	BUY	105	103	150	85	Rebound From Lower Day 3

Catatan:

Trend Trade/Minor Trend memiliki rentang waktu hold position dalam 30 hari.*rekomendasi baru
Call Price adalah harga pada saat rekomendasi dikeluarkan

SWING TRADE						
Code	Action	Call Price	Last Price	Target Price	Stop Loss	Remarks
PWON	BUY	525	540	555	500	Cup and Handle Day 6
ERAA	BUY	640	650	710	600	Potentially Rounding Bottom Day 3
ANTM	BUY	2.400	2.380	2.550	2.300	Rebound From Demand Area Day 3
FREN	BUY	114	102	130	94	Breakout Downtrend Line Day 3

Catatan:

Swing Trade memiliki rentang waktu hold position dalam 3-10 hari.*rekomendasi baru
Call Price adalah harga pada saat rekomendasi dikeluarkan





















DAY TRADE										
NO	CODE	LAST PRICE	PREV DAY	Δ	% CHG	ACTION	TP1	TP2	SL1	SL2
1	PTBA	2510	2510	0	0,00%	BUY	2.540	2.570	2.490	2.470
2	AKRA	4400	4330	70	1,62%	BUY	4.430	4.460	4.340	4.280
3	ESSA	338	322	16	4,97%	BUY	346	352	326	314
4	INDY	1610	1615	-5	-0,31%	BUY	1.650	1.690	1.580	1.555
5	CTRA	1140	1090	50	4,59%	BUY	1.160	1.180	1.105	1.070
6	BSDE	1200	1165	35	3,00%	BUY	1.215	1.225	1.175	1.150
7	PGAS	1500	1485	15	1,01%	BUY	1.515	1.525	1.485	1.470
8	SRTG	2250	2190	60	2,74%	BUY	2.290	2.330	2.200	2.150
9	LSIP	1370	1360	10	0,74%	SELL	1.345	1.320	1.390	1.405
10	AALI	10525	10450	75	0,72%	SELL	10.425	10.325	10.650	10.775
11	IMJS	474	492	-18	-3,66%	SELL	466	460	488	505
12	ABBA	424	434	-10	-2,30%	SELL	414	406	434	444
13	INCO	4820	4860	-40	-0,82%	SELL	4.790	4.770	4.850	4.880
14	PNBS	91	94	-3	-3,19%	SELL	90	88	94	96
15	ANTM	2380	2390	-10	-0,42%	SELL	2.360	2.340	2.410	2.430

Keterangan Day Trade Stock Pick :

1. Data kumpulan saham diambil dari BRIDS Technical Universe
2. Data diurutkan berdasarkan value transaksi terbesar selama 20 hari bursa terakhir
3. SL1 (Stop Loss 1) = Batas bawah pertama yang direkomendasikan untuk melakukan CUT LOSS
4. SL2 (Stop Loss 2) = Batas bawah kedua yang direkomendasikan untuk melakukan CUT LOSS
5. TP1 (Target Price 1) = Batas atas pertama yang direkomendasikan untuk melakukan TAKE PROFIT
6. TP2 (Target Price 2) = Batas atas kedua yang direkomendasikan untuk melakukan TAKE PROFIT



Sales Team

Deni Herdiana*Head - Retail Customer Distribution* deni.herdiana@bridanareksasekuritas.co.id (021) 50914100**I Wayan Satia Jaya***Branch Manager - Coordinator* Palembang, Depok satia@bridanareksasekuritas.co.id (021) 78849149**Rudy Ruslim***Branch Manager* Mangga Dua rudyr@bridanareksasekuritas.co.id (021) 62301988**Upik Yuzarni***Branch Manager* Pondok Indah upik_y@bridanareksasekuritas.co.id (021) 29555777**Maryadi Suwondo***Branch Manager* Bandung maryadi@bridanareksasekuritas.co.id (022) 860 210 30**Yahuda Nawa Yanukrisna***Branch Manager* Yogyakarta, Solo, Semarang yahuda@danareksa.com (0274) 551181**Rachma Yudyawati***Branch Manager* Surabaya, Malang rachma@bridanareksasekuritas.co.id (031) 5345888**Martha Hidayat***Branch Manager* Medan marthah@bridanareksasekuritas.co.id (061) 4528100**Umar Bin Aziz***Branch Manager* Makassar umarba@bridanareksasekuritas.co.id (0411) 8114011